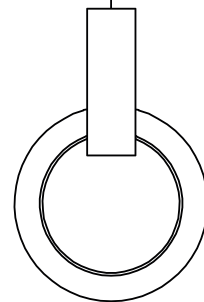


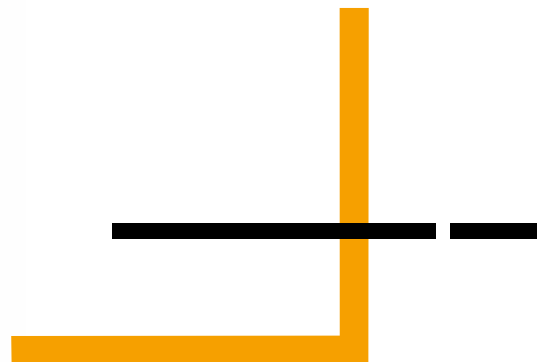
CATÁLOGO 2023



Levvy
iluminação



ALINHAR
BOM GOSTO À
QUALIDADE,
É PARTE
INTEGRANTE DO
NOSSO DNA.





Há mais de 15 anos no mercado, a Hevvy Iluminação tem como missão trazer a excelência em seus produtos com design e bom gosto.

Criada a partir de uma única linha de abajur, a Hevvy Iluminação vem ano após ano, crescendo e buscando atender às necessidades do mercado em um país plural como o Brasil.

Nossas linhas de Spots, Luminárias Externas, Balizadores e Arandelas, além da nossa já conhecida Linha Decorativa, são parte de nossa visão, em que a variedade se faz necessária para atender a diferentes questões na decoração de ambientes brasileiros.

Manter um canal de diálogo aberto com nossos colaboradores, parceiros e clientes é o nosso segredo e nosso elo mais sagrado. Afinal, trabalhamos para que tenham a melhor experiência em decoração e iluminação.


















Porque nossos clientes merecem sempre o melhor.

SUMÁRIO - LINHA MAGNÉTICA

 <p>LUMINÁRIA MAGNÉTICA PONTUAL 008</p>	 <p>LUMINÁRIA MAGNÉTICA COM DIFUSOR 010</p>	 <p>SPOT MAGNÉTICO 011</p>	 <p>TRILHO MAGNÉTICO 012</p>	 <p>CONECTOR COM FIO 013</p>
 <p>CONECTORES 014</p>	 <p>FORNE MAGNÉTICA 016</p>	 <p>WALL WASHER 017</p>	 <p>SPOT MAGNÉTICO SMART 019</p>	 <p>LUMINÁRIA ARREDONDADA COM DIFUSOR SMART 020</p>
 <p>LUMINÁRIA PONTUAL ARREDONDADA 021</p>				

LINHA DECORATIVA













 <p>LAMP 023</p>	 <p>ROMA 024</p>	 <p>MARSELLA 026</p>	 <p>TIE 028</p>	 <p>MIA 029</p>
 <p>SIRIUS 030</p>	 <p>PISA 032</p>	 <p>NARA 034</p>	 <p>MABEL 035</p>	 <p>AURORA 036</p>

				
YUME 038	ORFEUS 039	TÓQUIO 040	HEXAGON 042	MILANO 044
				
BENSON 047	DOVER 048	ELLA 048	WELD 048	VOLPI 049
				
FUSION 050	REMI 051	ORTUS 052	KEPNER 053	GÊNESIS 054
				
CHOICE 056	MILLENNIUM 058	AUSTIN 059	STAR 060	LA VITTA 062
				
MOND 063	VIPER 064	WINDER 066	MAINE 068	MOON 069
				
ALTOÉ 070	ALTMANN 072	OLSON 074	AISHA 076	LOUISE 078
				
VAN 079	TIFFANY 080	AMADORA 081	CLAUDIA 082	CHICAGO 083




				
TOPÁZIO 084	MINE 085	KATANA 086	MARJORIE 088	MELINA 089
				
LA VILLE 090	BIRD 091	MARIA JULIA 092	VERMONT 093	VERSAILLES 094
				
DIAMOND 096	AMSTERDÃ 098	BELL 100	SINTONIA 102	VOYAGER 106
				
SARAH 108	ARCOS DE CRISTAL 109	PRESTIGE 110	CRISTAL VIENNA 111	MARIA THEREZA 112
				
VALENTINA 124	SPIRALE 126			

LINHA PLAFON

				
SOUL 129	SNOW 130	NIX 131	VONTAE 132	DEVON 133

 SÓCHI 134	 MOSCOU 134	 PALMER 135	 VOX 135	 RET 136
 INSPIRATION 137	 WOOD 138	 SLIN 140	 LISBOA 142	 FIANN 143
 MONTANA 144	 CANOPLAS 145			

LÂMPADAS

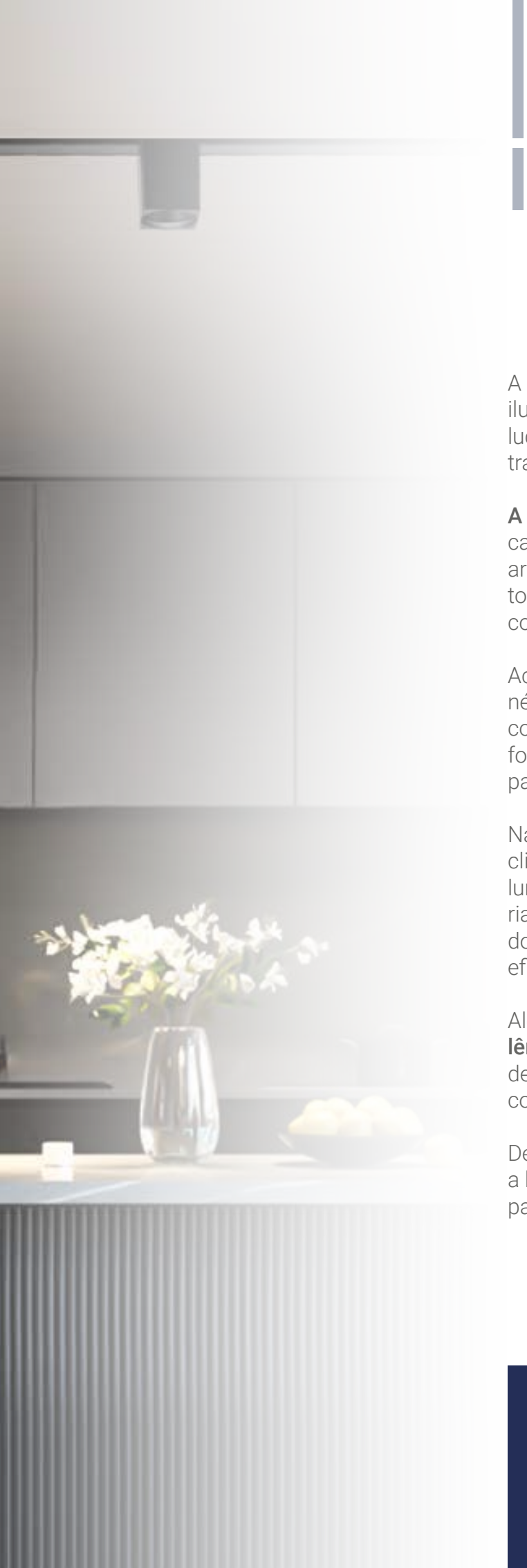
 CLEAR GLASS 147	 GLASS FILAMENT 148	 SOQUETES 149
--	---	--

BALIZADORES & SPOTS

 SPOTS DE EMBUTIR MODULAR 151
--

LINHA MAGNÉTICA





A Hevvy tem o orgulho de apresentar a sua mais nova linha de iluminação decorativa: **a linha Magnética**. Essa coleção revolucionária combina inovação, modernidade e elegância para transformar qualquer ambiente em um espaço deslumbrante.

A linha Magnética é a escolha perfeita para aqueles que buscam iluminação sofisticada e contemporânea. Com um design arrojado e minimalista, as luminárias desta linha adicionam um toque de classe e estilo a qualquer espaço, seja ele residencial, comercial ou corporativo.

Acreditamos tanto na qualidade e durabilidade da linha Magnética que oferecemos uma **garantia de 3 anos** diretamente com o fabricante. Isso demonstra o nosso compromisso em fornecer produtos excepcionais que atendam aos mais altos padrões de qualidade.

Na Hevvy, nossa missão é superar as expectativas dos nossos clientes, e a linha Magnética é um exemplo perfeito disso. Cada luminária é cuidadosamente projetada e fabricada com materiais de alta qualidade, utilizando as mais recentes tecnologias do setor. O resultado é uma iluminação de alto desempenho, eficiente e duradoura.

Além disso, a Hevvy é reconhecida por seus valores de **excelência, comprometimento e confiabilidade**. Temos o prazer de oferecer a linha Magnética como mais uma prova do nosso compromisso em fornecer soluções de iluminação superiores.

Descubra **a elegância e o poder da iluminação decorativa** com a linha Magnética da Hevvy. Deixe-nos iluminar o seu caminho para um ambiente moderno, sofisticado e inspirador.


LUMINÁRIA MAGNÉTICA PONTUAL



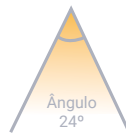
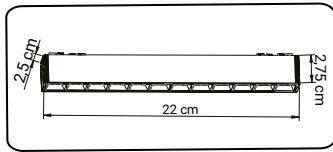
LM-07812WWHQ  3000K
Ref: 1349

LM-07812WWHN  4000K
Ref: 1353



LM-07812WBKQ  3000K
Ref: 1347

LM-07812WBKN  4000K
Ref: 1351



TEMPERATURA DE COR	3000K	4000K
FLUXO LUMINOSO	1300 lumens	1400 lumens
POTÊNCIA	12W	12W
VOLTAGEM	48V	
MATERIAL	Alumínio	
GARANTIA	3 anos	



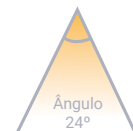
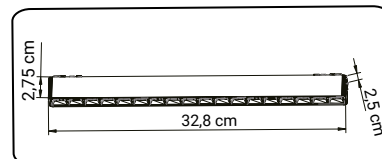
LM-07816WWHQ  3000K
Ref: 1350

LM-07816WWHN  4000K
Ref: 1354



LM-07816WBKQ  3000K
Ref: 1348

LM-07816WBKN  4000K
Ref: 1352



TEMPERATURA DE COR	3000K	4000K
FLUXO LUMINOSO	1720 lumens	1820 lumens
POTÊNCIA	16W	16W
VOLTAGEM	48V	
MATERIAL	Alumínio	
GARANTIA	3 anos	

LINHA MAGNÉTICA



LUMINÁRIA MAGNÉTICA COM DIFUSOR



LM-10810WWHQ 3000K
Ref: 1341

LM-10810WWHN 4000K
Ref: 1345



LM-10810WBKQ 3000K
Ref: 1339

LM-10810WBKN 4000K
Ref: 1343



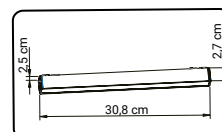
LM-10820WBKQ 3000K
Ref: 1340

LM-10820WBKN 4000K
Ref: 1344

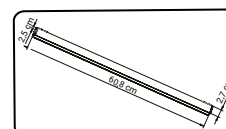


LM-10820WWHQ 3000K
Ref: 1342

LM-10820WWHN 4000K
Ref: 1346



TEMPERATURA DE COR	3000K	4000K
FLUXO LUMINOSO	580 lm	680lm
POTÊNCIA	10W	
VOLTAGEM	48V	
MATERIAL	Alumínio	
GARANTIA	3 anos	



TEMPERATURA DE COR	3000K	4000K
FLUXO LUMINOSO	1100 lm	1200lm
POTÊNCIA	20W	
VOLTAGEM	48V	
MATERIAL	Alumínio	
GARANTIA	3 anos	

SPOT MAGNÉTICO



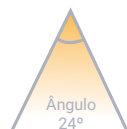
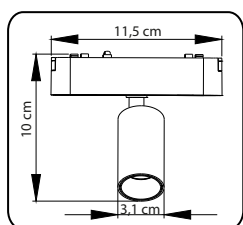
LM-0745WBKQ  3000K
Ref: 1393

LM-0745WBKN  4000K
Ref: 1397



LM-0745WWHQ  3000K
Ref: 1395

LM-0745WWHN  4000K
Ref: 1399



TEMPERATURA DE COR	3000K	4000K
FLUXO LUMINOSO	400 lumens	
POTÊNCIA	5W	
VOLTAGEM	48V	
MATERIAL	Alumínio	
GARANTIA	3 anos	



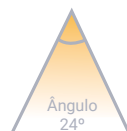
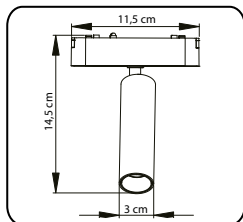
LM-0747WBKQ  3000K
Ref: 1394

LM-0747WBKN  4000K
Ref: 1398



LM-0747WWHQ  3000K
Ref: 1396

LM-0747WWHN  4000K
Ref: 1400



TEMPERATURA DE COR	3000K	4000K
FLUXO LUMINOSO	500 lumens	
POTÊNCIA	7W	
VOLTAGEM	48V	
MATERIAL	Alumínio	
GARANTIA	3 anos	



TRILHO MAGNÉTICO



LM-0721000BK
Ref: 1355



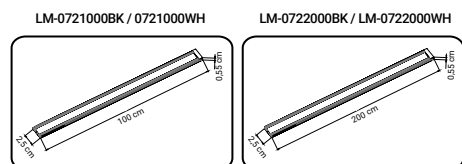
LM-0721000WH
Ref: 1357



LM-0722000WH
Ref: 1358




LM-0722000BK
Ref: 1356



POTÊNCIA	48W
MATERIAL	Alumínio
GARANTIA	3 anos




LM-80WH
Ref: 1360



LM-80BK
Ref: 1359

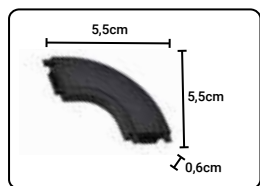


LM-80BK / LM-80WH



POTÊNCIA	100W	200W
VOLTAGEM	48V	48V
MATERIAL	Policarbonato	Policarbonato
GARANTIA	3 anos	3 anos

CONECTORES



MATERIAL Policarbonato
GARANTIA 3 anos

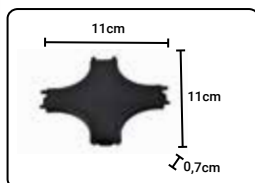


LM-075RBK
Ref: 1361

LM-075RWH
Ref: 1362



LM-074XBK
Ref: 1363



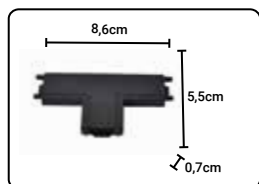
MATERIAL Policarbonato
GARANTIA 3 anos



LM-074XWH
Ref: 1364



LM-074TBK
Ref: 1365




MATERIAL Policarbonato
GARANTIA 3 anos



LM-074TWH
Ref: 1366





MATERIAL Policarbonato
GARANTIA 3 anos




LM-075IBK
Ref: 1367



LM-075IWH
Ref: 1368



LM-075LBK
Ref: 1369




MATERIAL Policarbonato
GARANTIA 3 anos



LM-075LWH
Ref: 1370



LM-075INBK
Ref: 1371



MATERIAL Policarbonato
GARANTIA 3 anos



LM-075INWH
Ref: 1372


CONECTORES



FONTE MAGNÉTICA



LM-019200WWH
Ref: 1376



LM-019100WWH
Ref: 1374

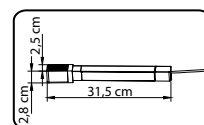


LM-019200WBK
Ref: 1375

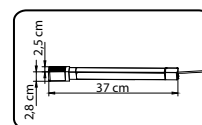


LM-019100WBK
Ref: 1373

LM-019100WBK / LM-019100WWH



LM-019200WBK / LM-019200WWH



POTÊNCIA	100W	200W
VOLTAGEM	48V	48V
MATERIAL	Policarbonato e Metal	Policarbonato e Metal
GARANTIA	3 anos	3 anos



LM-B078L115BK
Ref: 1385



LM-B078L222BK
Ref: 1386

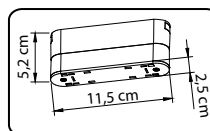


LM-B078L222WH
Ref: 1388

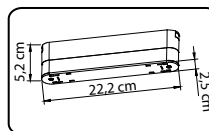


LM-B078L115WH
Ref: 1387

LM-B078L115BK / LM-B078L115WH



LM-B078L222BK / LM-B078L222WH



MATERIAL Alumínio
GARANTIA 3 anos



LINHA MAGNÉTICA SMART



◇ LUMINÁRIA **SMART**, CONTROLE
A TEMPERATURA POR APLICATIVO ◇



LM-0747WBKTY
Ref: 1390



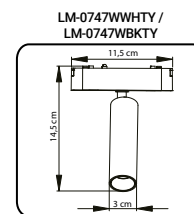
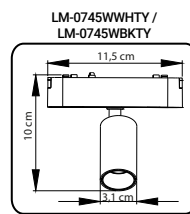
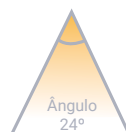
LM-0745WBKTY
Ref: 1389



LM-0745WWHTY
Ref: 1391



LM-0747WWHTY
Ref: 1392



TEMPERATURA DE COR	2700K-6000K	2700K-6000K
FLUXO LUMINOSO	350 lms até 410lms	469 lms até 582lms
POTÊNCIA	5W	7W
VOLTAGEM	48V	48V
MATERIAL	Polycarbonato	Polycarbonato
GARANTIA	3 anos	3 anos



SPOT MAGNÉTICO SMART



LUMINÁRIA ARREDONDADA COM DIFUSOR SMART

◇ LUMINÁRIA **SMART**, CONTROLE A TEMPERATURA POR APLICATIVO ◇



LM-0666WBKTY
Ref: 1377



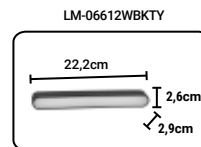
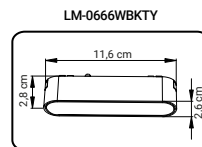
LM-06612WBKTY
Ref: 1378



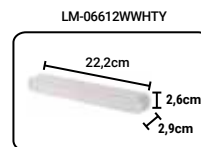
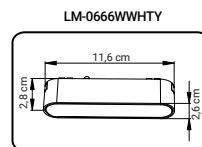
LM-06612WWHTY
Ref: 1380



LM-0666WWHTY
Ref: 1379




TEMPERATURA DE COR	2700K-6000K	2700K-6000K
FLUXO LUMINOSO	270 lms até 340lms	590 lms até 690lms
POTÊNCIA	6W	12W
VOLTAGEM	48V	48V
MATERIAL	Alumínio	Alumínio
GARANTIA	3 anos	3 anos



TEMPERATURA DE COR	2700K-6000K	2700K-6000K
FLUXO LUMINOSO	320 lms até 390lms	640 lms até 740lms
POTÊNCIA	6W	12W
VOLTAGEM	48V	48V
MATERIAL	Alumínio	Alumínio
GARANTIA	3 anos	3 anos



◇ LUMINÁRIA **SMART**, CONTROLE
A TEMPERATURA POR APLICATIVO ◇




LM-0676WBKTY
Ref: 1381



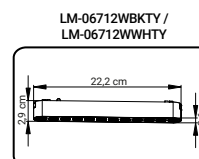
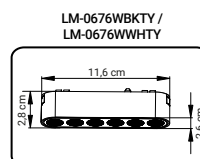
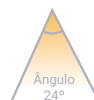
LM-0676WWHTY
Ref: 1383



LM-06712WBKTY
Ref: 1382



LM-06712WWHTY
Ref: 1384



TEMPERATURA DE COR	2700K-6000K	2700K-6000K
FLUXO LUMINOSO	480 lms até 580lms	940 lms até 1190lms
POTÊNCIA	6W	12W
VOLTAGEM	48V	48V
MATERIAL	Alumínio	Alumínio
GARANTIA	3 anos	3 anos


LUMINÁRIA PONTUAL ARREDONDADA SMART



LINHA DECORATIVA



LINHA LAMP



SL-0598/H1 AMB
Ref: 1401

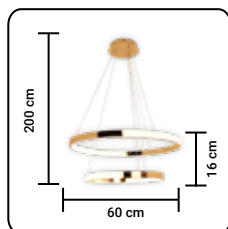
SL-0598/H1 BK
Ref: 1402

FLUXO LUMINOSO	1700 lumens
TEMPERATURA DE COR	3000K
POTÊNCIA	17W
MATERIAL	Ferro e vidro



LINHA ROMA

◇ AJUSTE A ALTURA DOS CABOS PARA TRANSFORMAR SEU PENDENTE ◇



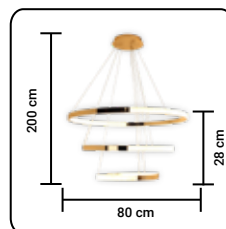
SL-0601/H2 GD
Ref: 1403

FLUXO LUMINOSO	5000 lumens
TEMPERATURA DE COR	3000K
POTÊNCIA	50W
MATERIAL	Alumínio e acrílico



◇ AJUSTE A ALTURA DOS CABOS PARA TRANSFORMAR SEU PENDENTE ◇

LINHA ROMA

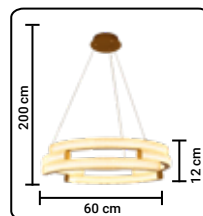


SL-0601/H3 GD
Ref: 1404

FLUXO LUMINOSO	8800 lumens
TEMPERATURA DE COR	3000K
POTÊNCIA	88W
MATERIAL	Alumínio e acrílico



LINHA MARSELLA

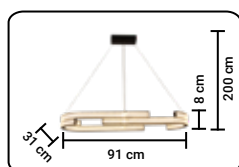


SL-0602/H1 GD
Ref: 1405

SL-0602/H1 BK
Ref: 1406

FLUXO LUMINOSO	5800 lumens
TEMPERATURA DE COR	3000K
POTÊNCIA	58W
MATERIAL	Alumínio e acrílico

LINHA MARSELLA



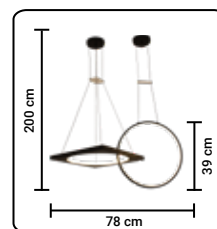
SL-0603/H1 GD
Ref: 1407

SL-0603/H1 BK
Ref: 1408

FLUXO LUMINOSO	5500 lumens
TEMPERATURA DE COR	3000K
POTÊNCIA	55W
MATERIAL	Alumínio e acrílico



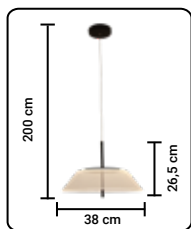
LINHA TIE



SL-0620/H2 BK
Ref: 1415

FLUXO LUMINOSO	2500 lumens
TEMPERATURA DE COR	3000K
POTÊNCIA	24W
MATERIAL	Ferro e alumínio





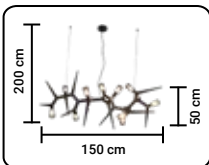
SL-0592/H1
Ref: 1338

FLUXO LUMINOSO	900 lumens
TEMPERATURA DE COR	3000K
POTÊNCIA	9W
MATERIAL	ferro e acrílico



LINHA SIRIUS





SL-0606/H12 GD
Ref: 1410


SL-0606/H12 BK
Ref: 1409

SOQUETE	E14
QUANTIDADE DE LÂMPADAS	12
MATERIAL	Ferro e vidro



LINHA PISA





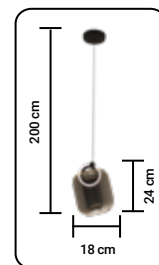


SL-0623 H13 GD + CLEAN
Ref: 1418

SL-0623 H13 GD + CHP
Ref: 1419

SOQUETE	E14
QUANTIDADE DE LÂMPADAS	13
MATERIAL	Ferro e cristal



LINHA NARA




SL-0621/H1 BK
Ref: 1420

SL-0621/H1 GD
Ref: 1421


FLUXO LUMINOSO	500 lumens
TEMPERATURA DE COR	3000K
POTÊNCIA	5W
MATERIAL	Alumínio e vidro





SL-0617/H1 SMOKY
Ref: 1426

SL-0617/H1 AMBAR
Ref: 1427



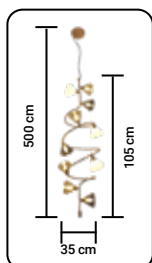

SL-0616/H1 SMOKY
Ref: 1424

SL-0616/H1 AMBAR
Ref: 1425

SOQUETE G9
QUANTIDADE DE LÂMPADAS 1
MATERIAL Ferro e vidro



LINHA AURORA



SL-0611/H10 BK
Ref: 1422

SL-0611/H10 GD
Ref: 1423

SOQUETE	G9
QUANTIDADE DE LÂMPADAS	10
MATERIAL	Ferro e vidro



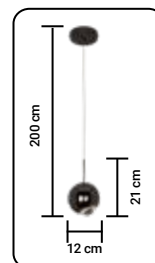
◇ AJUSTE DIREÇÃO PARA
TRANSFORMAR SEU PENDENTE ◇



LINHA AURORA



LINHA YUME

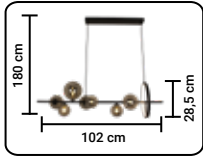


SL-0608/H1 BK
Ref: 1414

SL-0608/H1 GD
Ref: 1413

FLUXO LUMINOSO	500 lumens
TEMPERATURA DE COR	3000K
POTÊNCIA	5W
MATERIAL	Ferro e cristal





SL-0607/H8 BK + SMO
Ref: 1411

SL-0607/H8 GD + AMB
Ref: 1412

SOQUETE	G9
QUANTIDADE DE LÂMPADAS	7
MATERIAL	Ferro, alumínio e vidro

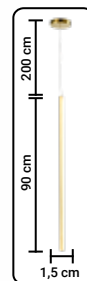



LED:

FLUXO LUMINOSO	900 lumens
TEMPERATURA DE COR	3000K
POTÊNCIA	9W



LINHA LED TÓQUIO




SL-0518/H1 90 GOLD
Ref: 1236

SL-0518/H1 90 ROSE
Ref: 1235

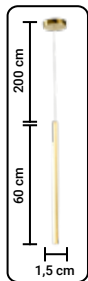
FLUXO LUMINOSO	900 lumens
TEMPERATURA DE COR	3000K
POTÊNCIA	9W
MATERIAL	Aço inox e silicone



LINHA LED TÓQUIO



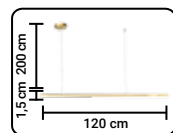
◊ Este produto pode ser dimerizado com a instalação do Kit Dimer Hevvy (driver+controle). ◊
*Kit vendido separadamente.



SL-0518/H1 60 GOLD
Ref: 1214

SL-0518/H1 60 ROSE
Ref: 1217

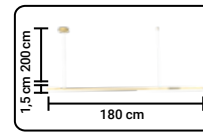
FLUXO LUMINOSO 600 lumens
TEMPERATURA DE COR 3000K
POTÊNCIA 6W
MATERIAL Aço inox e silicone



SL-0517/H1 120 GOLD
Ref:1212

SL-0517/H1 120 ROSE
Ref:1215

FLUXO LUMINOSO 1200 lumens
TEMPERATURA DE COR 3000K
POTÊNCIA 12W
MATERIAL Aço Inox e silicone



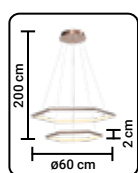
SL-0517/H1 180 GOLD
Ref:1213



SL-0517/H1 180 ROSE
Ref:1216

FLUXO LUMINOSO 1800 lumens
TEMPERATURA DE COR 3000K
POTÊNCIA 18W
MATERIAL Aço Inox e silicone



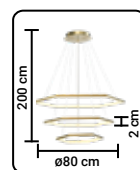
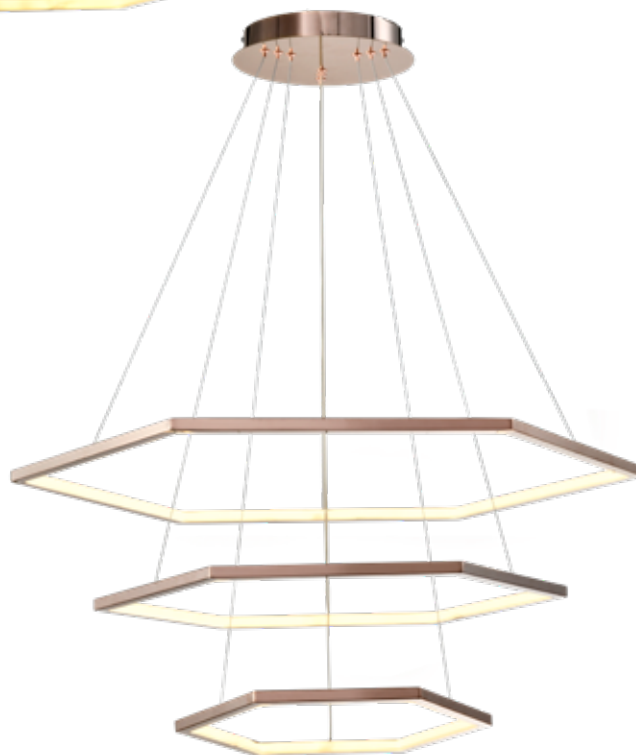
LINHA LED HEXAGON



- 
SL-0519S/H2 GOLD
 Ref:1220
- 
SL-0519S/H2 ROSE
 Ref:1221

FLUXO LUMINOSO	3000 lumens
TEMPERATURA DE COR	3000K
POTÊNCIA	30W
MATERIAL	Aço inox e silicone





SL-0519S/H3 ROSE
Ref: 1219

SL-0519S/H3 GOLD
Ref: 1218

FLUXO LUMINOSO	5400 lumens
TEMPERATURA DE COR	3000K
POTÊNCIA	54W
MATERIAL	Aço inox e silicone

LINHA LED HEXAGON

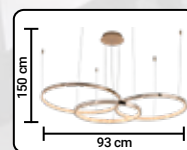


◇ ARCOS COM TAMANHOS: Ø40CM, Ø50CM E Ø60CM ◇

LINHA LED MILANO



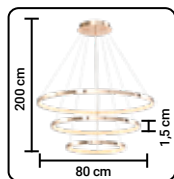
◇ Este produto pode ser dimerizado com a instalação do Kit Dimer Heavy (driver+controle). ◇
*Kit vendido separadamente.



SL-0515A/H3 GOLD
Ref: 1230

FLUXO LUMINOSO	4800 lumens
TEMPERATURA DE COR	3000K
POTÊNCIA	48W
MATERIAL	Alumínio e acrílico





SL-0515/H3 GOLD
Ref: 1222

FLUXO LUMINOSO	5800 lumens
TEMPERATURA DE COR	3000K
POTÊNCIA	58W
MATERIAL	Alumínio e acrílico



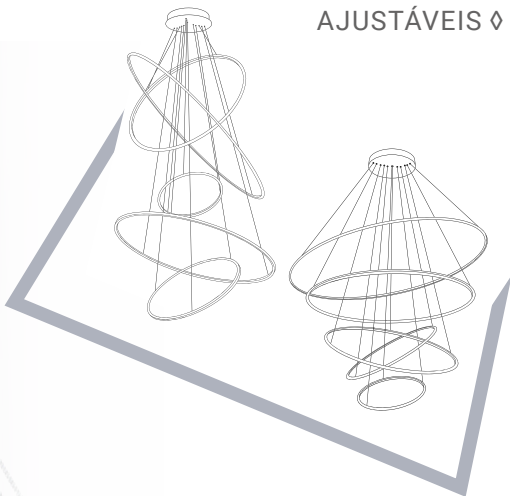
SL-0515/H2 GOLD
Ref: 1223





FLUXO LUMINOSO	3200 lumens
TEMPERATURA DE COR	3000K
POTÊNCIA	32W
MATERIAL	Alumínio e acrílico

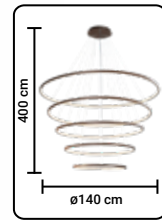


LINHA LED MILANO

◊ COM AROS AJUSTÁVEIS ◊



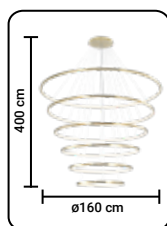
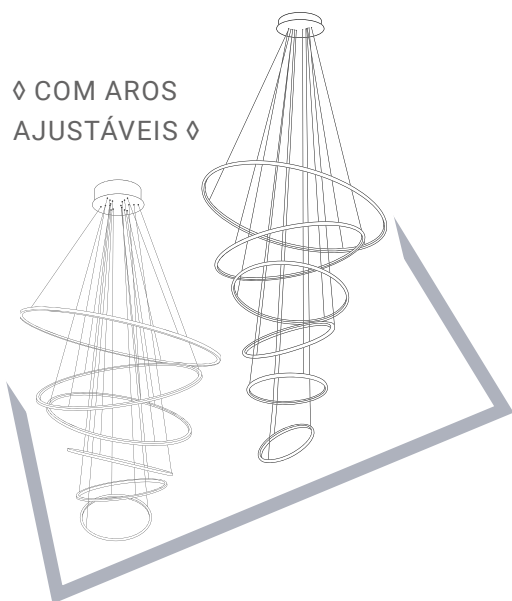
-  SL-0515/H5 GOLD
Ref:1227
-  SL-0515/H5 WHITE
Ref:1225
-  SL-0515/H5 BLACK
Ref:1224
-  SL-0515/H5 COFFEE
Ref:1226



FLUXO LUMINOSO	15700 lumens
TEMPERATURA DE COR	3000K
POTÊNCIA	157W
MATERIAL	Alumínio e acrílico



◇ COM AROS AJUSTÁVEIS ◇



SL-0516/H6 GOLD
Ref:1228

SL-0516/H6 ROSE
Ref:1229

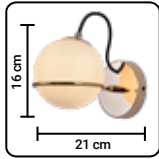
SL-0516/H6 BLACK
Ref:1257

FLUXO LUMINOSO	20900 lumens
TEMPERATURA DE COR	3000K
POTÊNCIA	209W
MATERIAL	Aço inox e silicone

LINHA LED BENSON



LINHA DOVER

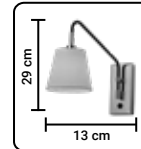


SL-5992/W1 GOLD
Ref: 1185

SOQUETE G9
QUANTIDADE DE LÂMPADAS 1
MATERIAL Metal e vidro



◇ ARANDELA ARTICULADA ◇

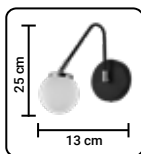


SL-5882/W1 GOLD
Ref:1083

SOQUETE E14
QUANTIDADE DE LÂMPADAS 1
MATERIAL Linho e acetato

LINHA WELD

◇ ARANDELA ARTICULADA ◇



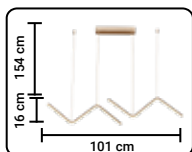
SL-5873/W1 BK
Ref: 1084

SOQUETE G9
QUANTIDADE DE LÂMPADAS 1
MATERIAL Metal e vidro



LINHA ELLA

LINHA LED VOLPI



SL-0541/H2 GD
Ref:1256

FLUXO LUMINOSO	2800 lumens
TEMPERATURA DE COR	3000K
POTÊNCIA	28W
MATERIAL	Alumínio e silicone



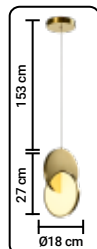
LINHA LED FUSION



SL-0542/H1 CHROME
Ref:1199




SL-0542/H1 GOLD
Ref:1200



FLUXO LUMINOSO	1100 lumens
TEMPERATURA DE COR	3000K
POTÊNCIA	11W
MATERIAL	Metal e alumínio

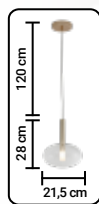
LINHA REMI



SL-0528/H1 CLEAR
Ref:1189



SL-0528/H1 AMBER
Ref:1188



SL-0529/H1 CLEAR
Ref:1191



SL-0529/H1 AMBER
Ref:1190

SOQUETE G9

QUANTIDADE DE LÂMPADAS 1

MATERIAL Metal, acrílico e vidro



LINHA ORTUS

◇ COM CABO REGULÁVEL ◇

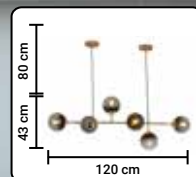


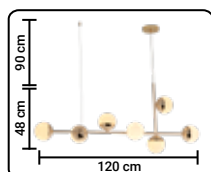
SL-5988/H6 AMBER
Ref: 1117



SL-5988/H6 SMOKY
Ref: 1116

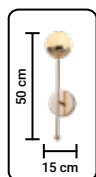
SOQUETE	E14
QUANTIDADE DE LÂMPADAS	6
MATERIAL	Metal e Vidro





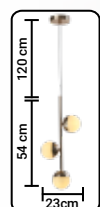
SL-0526/H7 GOLD
Ref:1196

SOQUETE G9
 QUANTIDADE DE LÂMPADAS 7
 MATERIAL Metal e vidro



SL-0526/W1 GOLD
Ref:1197

SOQUETE G9
 QUANTIDADE DE LÂMPADAS 1
 MATERIAL Metal e vidro

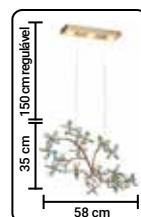


SL-5999/H3 GOLD
Ref:1198

SOQUETE G9
 QUANTIDADE DE LÂMPADAS 3
 MATERIAL Metal e vidro



LINHA GÊNESIS



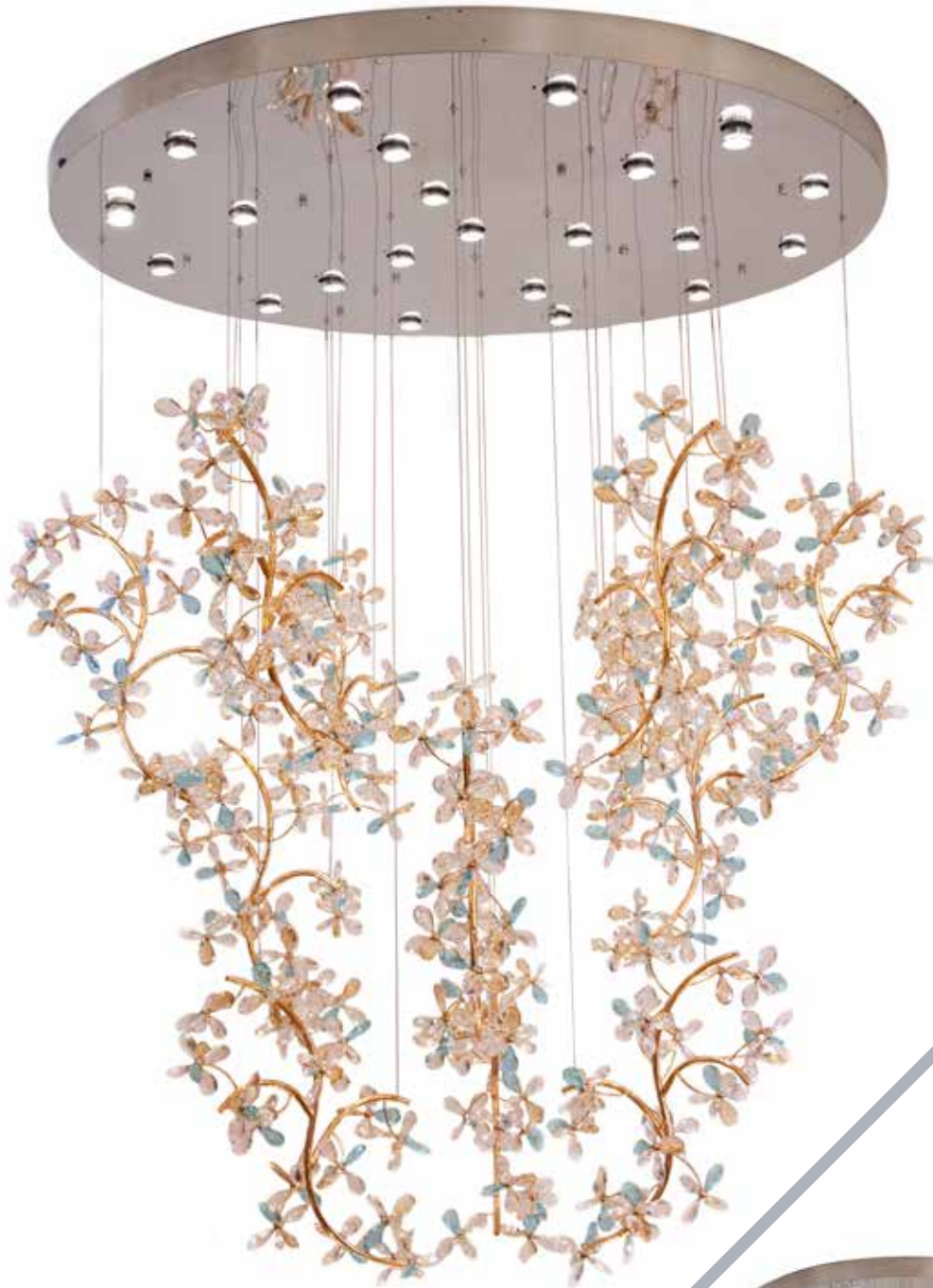
SL-5861/H1 GD 3000K
Ref: 1142



SL-5861/H1 CHR 3000K
Ref: 1231

FLUXO LUMINOSO	1050 lumens
TEMPERATURA DE COR	3000K
POTÊNCIA	3x5W
MATERIAL	Metal e cristal

LINHA GÊNESIS



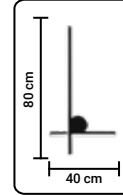
SL-5861/H22 CHR
Ref: 1234

SL- 5861/H22
Ref: 1103

SOQUETE	GU10
QUANTIDADE DE LÂMPADAS	22
MATERIAL	Metal e cristal
MEDIDAS	150 x 200cm

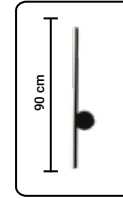


LINHA CHOICE



SL-0587L/W2 BK
Ref: 1259

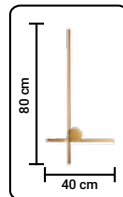

FLUXO LUMINOSO	1200 lumens
TEMPERATURA DE COR	3000K
POTÊNCIA	12W
MATERIAL	Alumínio, ferro e acrílico



SL-0587L/W1 BK
Ref: 1261


FLUXO LUMINOSO	900 lumens
TEMPERATURA DE COR	3000K
POTÊNCIA	9W
MATERIAL	Alumínio, ferro e acrílico





SL-0587L/W2 GD (pintado)
Ref: 1258

FLUXO LUMINOSO	1200 lumens
TEMPERATURA DE COR	3000K
POTÊNCIA	12W
MATERIAL	Alumínio, ferro e acrílico

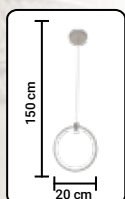


SL-0587L/W1 GD (pintado)
Ref: 1260

FLUXO LUMINOSO	900 lumens
TEMPERATURA DE COR	3000K
POTÊNCIA	9W
MATERIAL	Alumínio, ferro e acrílico



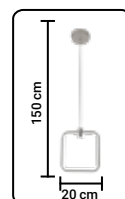
LINHA MILLENNIUM



SL-0573/H1 CHR
Ref: 1262

SL-0573/H1 GD
Ref: 1263

FLUXO LUMINOSO 1000 lumens
TEMPERATURA DE COR 3000K
POTÊNCIA 10W
MATERIAL Alumínio, ferro e acrílico

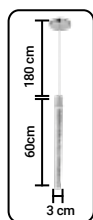


SL-0574/H1 CHR
Ref: 1264

SL-0574/H1 GD
Ref: 1265

FLUXO LUMINOSO 1000 lumens
TEMPERATURA DE COR 3000K
POTÊNCIA 10W
MATERIAL Alumínio, ferro e acrílico

◇ CABOS REGULÁVEIS ◇



SL-5837XL/H1 4K GOLD
Ref:0995

SL-5837XL/H1 4K CHR
Ref:0996

FLUXO LUMINOSO	350 lumens
TEMPERATURA DE COR	4000K
POTÊNCIA	5W
MATERIAL	Metal e Vidro



SL-5837L/H1 4K GOLD
Ref:0969


SL-5837L/H1 4K CHR
Ref:0974

FLUXO LUMINOSO	350 lumens
TEMPERATURA DE COR	4000K
POTÊNCIA	5W
MATERIAL	Metal e Vidro

LINHA LED AUSTIN



LINHA STAR



SL-0581/H1 GD+CL
 Base dourada e cristal
 transparente
 Ref: 1266

SL-0581/H1 CHR+CL
 Base cromada e cristal
 transparente
 Ref: 1267

SL-0581/H1 GD+CHP
 Base dourada e cristal
 champanhe
 Ref: 1268

FLUXO LUMINOSO	1000 lumens
TEMPERATURA DE COR	3000K
POTÊNCIA	11W
MATERIAL	Ferro e cristal






SL-0591/W1 GD+CL
Base dourada e cristal
transparente
Ref: 1269

SL-0591/W1 CHR+CL
Base cromada e cristal
transparente
Ref: 1270

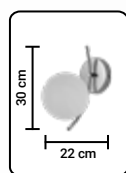
SL-0591/W1 GD+CHP
Base dourada e cristal
champanhe
Ref: 1271



FLUXO LUMINOSO	1000 lumens
TEMPERATURA DE COR	3000K
POTÊNCIA	11W
MATERIAL	Ferro e cristal




◇USE APENAS LÂMPADA LED◇



SL-5865S W1 GD+WH
Ref: 1024

SL-5865S W1 COP+WH
Ref: 1118

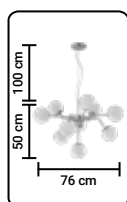
SOQUETE G9
QUANTIDADE DE LÂMPADAS 1
MATERIAL Metal e vidro



SL-5865S/H1 COP+WH
Ref: 1022

SL-5865S/H1 GD+WH
Ref: 1023

SOQUETE E27
QUANTIDADE DE LÂMPADAS 1
MATERIAL Metal e vidro




- SL-5872/H10 GD+WH
Ref: 1020
- SL-5872/H10 COP+WH
Ref: 1021

SOQUETE	G9
QUANTIDADE DE LÂMPADAS	10
MATERIAL	Metal e vidro



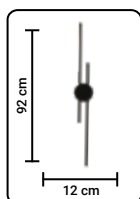

LINHA VIPER



SL-0585/W1 GD
Ref: 1274

SL-0585/W1 BK
Ref: 1275

FLUXO LUMINOSO	900 lumens
TEMPERATURA DE COR	3000K
POTÊNCIA	9W
MATERIAL	Alumínio, ferro e acrílico



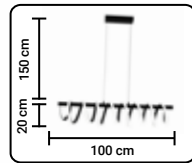
SL-0586M/W2 GD+BK
Ref: 1276

SL-0586M/W2 BK
Ref: 1277

FLUXO LUMINOSO	1300 lumens
TEMPERATURA DE COR	3000K
POTÊNCIA	13W
MATERIAL	Alumínio, Ferro e acrílico



LINHA WINDER




SL-0569/H1 GD
Ref: 1278

SL-0569/H1 BK
Ref: 1279

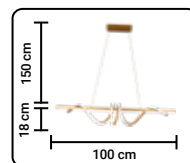
FLUXO LUMINOSO	4300 lumens
TEMPERATURA DE COR	3000K
POTÊNCIA	43 W
MATERIAL	Alumínio e Ferro





SL-0584/H2 BK
Ref: 1280

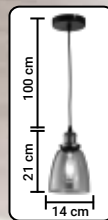
FLUXO LUMINOSO	3000 lumens
TEMPERATURA DE COR	3000K
POTÊNCIA	30 W
MATERIAL	Alumínio, Ferro e Acrílico



SL-0584/H2 GD
Ref: 1281

FLUXO LUMINOSO	3000 lumens
TEMPERATURA DE COR	3000K
POTÊNCIA	30 W
MATERIAL	Alumínio, Ferro e Acrílico



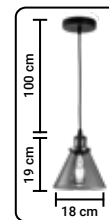


SL-5698/H1 AMB
Ref:0885



SL-5698/H1 SMO
Ref: 0884

SOQUETE E27
QUANTIDADE DE LÂMPADAS 1
MATERIAL Metal e vidro

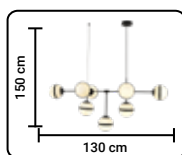


SL-5697/H1 AMO
Ref:0886



SL-5697/H1 AMB
Ref: 0887

SOQUETE E27
QUANTIDADE DE LÂMPADAS 1
MATERIAL Metal e vidro




SL-0567/H9 GD
Ref: 1307

SL-0567/H9 BK
Ref: 1308

SOQUETE E14
QUANTIDADE DE LÂMPADAS 9
MATERIAL Metal e vidro



LINHA LED ALTOÉ



-  **SL-5890/H1 AMB**
Ref: 1054
-  **SL-5890/H1 CLEAR**
Ref: 1055
-  **SL-5890/H1 SMO**
Ref: 1056

FLUXO LUMINOSO	350 lumens
TEMPERATURA DE COR	3000K
POTÊNCIA	5W
MATERIAL	Metal e vidro





-  **SL-5890/W1 AMB**
Ref: 1057
-  **SL-5890/W1 CLEAR**
Ref: 1058
-  **SL-5890/W1 SMO**
Ref: 1059


FLUXO LUMINOSO	350 lumens
TEMPERATURA DE COR	3000K
POTÊNCIA	5W
MATERIAL	Metal e vidro



LINHA LED ALTOÉ



LINHA LED ALTMANN



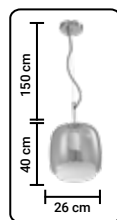
SL-5884/H1 CLEAR
Ref: 1049

SL-5884/H1 AMB
Ref: 1053

SL-5884/H1 SMOKY
Ref: 1051

FLUXO LUMINOSO	1320 lumens
TEMPERATURA DE COR	3000K
POTÊNCIA	12W
MATERIAL	Metal e vidro





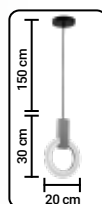
-  **SL-5885/H1 AMB**
Ref: 1052
-  **SL-5885/H1 CLEAR**
Ref: 1048
-  **SL-5885/H1 SMOKY**
Ref: 1050

FLUXO LUMINOSO	900 lumens
TEMPERATURA DE COR	3000K
POTÊNCIA	9W
MATERIAL	Metal e vidro

LINHA LED ALTMANN

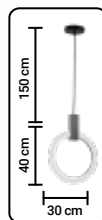


LINHA LED OLSON



SL-5911S/H1
Ref:1073


FLUXO LUMINOSO	880 lumens
TEMPERATURA DE COR	3000K
POTÊNCIA	6W
MATERIAL	Acrílico, metal e madeira



SL-5911L/H1
Ref:1074


FLUXO LUMINOSO	1540 lumens
TEMPERATURA DE COR	3000K
POTÊNCIA	09W
MATERIAL	Acrílico, metal e madeira

◇ CABO REGULÁVEL ◇



SL-5912S/H1
Ref: 1111

FLUXO LUMINOSO	1540 lumens
TEMPERATURA DE COR	3000K
POTÊNCIA	09W
MATERIAL	Acrílico, metal e madeira




SL-5912S/W1
Ref:1072


FLUXO LUMINOSO	1760 lumens
TEMPERATURA DE COR	3000K
POTÊNCIA	13W
MATERIAL	Acrílico, metal e madeira


LINHA LED OLSON



LINHA AISHA



 **SL-5833/H1 AMB**
Ref:0949

 **SL-5833/H1 SMO**
Ref: 0952

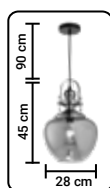
SOQUETE E27
QUANTIDADE DE LÂMPADAS 1
MATERIAL Metal e vidro



◇ CABO REGULÁVEL ◇



LINHA AISHA




SL-5831/H1 AMB
Ref:0947



SL-5831/H1 SMO
Ref: 0950

SOQUETE E27
QUANTIDADE DE LÂMPADAS 1
MATERIAL Metal e Vidro



SL-5832/H1 AMB
Ref:0948



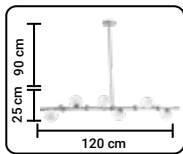
SL-5832/H1 SMO
Ref: 0951

SOQUETE E27
QUANTIDADE DE LÂMPADAS 1
MATERIAL Metal e vidro



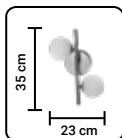
LINHA LOUISE

◇ USE APENAS LÂMPADA LED ◇



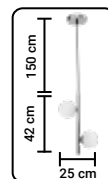
SL-5874L/H6 GD
Ref: 1030

SOQUETE G9
QUANTIDADE DE LÂMPADAS 6
MATERIAL Metal e vidro



SL-5874/W2 GD
Ref: 1031

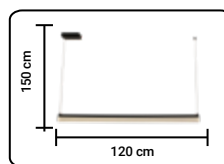
SOQUETE G9
QUANTIDADE DE LÂMPADAS 2
MATERIAL Metal e vidro



SL-5874/H2 GD
Ref: 1032

SOQUETE G9
QUANTIDADE DE LÂMPADAS 2
MATERIAL Metal e vidro

LINHA VAN




SL-0568/H1 GD
Ref: 1272

SL-0568/H1 BK
Ref: 1273

FLUXO LUMINOSO	2400 lumens
TEMPERATURA DE COR	3000K
POTÊNCIA	24W
MATERIAL	Alumínio, Ferro e acrílico



LINHA TIFFANY




SL-0582L/W2 GD
Base dourada e cristal
transparente
Ref: 1282



SL-0582L/W2 CHR
Base cromada e cristal
transparente
Ref: 1283

SOQUETE	E14
QUANTIDADE DE LÂMPADAS	2
MATERIAL	Ferro e cristal



SL-0582S/W2 GD
Base dourada e cristal
transparente
Ref: 1284




SL-0582S/W2 CHR
Base cromada e cristal
transparente
Ref: 1285

SOQUETE	G9
QUANTIDADE DE LÂMPADAS	2
MATERIAL	Ferro e cristal



◇ CABO REGULÁVEL ◇



SL-6672/H1
Ref:0688

FLUXO LUMINOSO	550 lumens
TEMPERATURA DE COR	3000K
POTÊNCIA	5W
MATERIAL	Vidro e metal



LINHA AMADORA





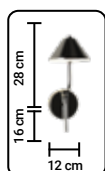
-  **SL-0001/W1 BC**
Ref: 0734

-  **SL-0001/W1 PT**
Ref: 0735

-  **SL-0001/W1 CR**
Ref: 0736

SOQUETE E14
QUANTIDADE DE LÂMPADAS 1
MATERIAL Metal e fios de seda

LINHA CHICAGO



SL-0570/W1 CHR
Ref: 1286

SL-0570/W1 GD
Ref: 1287

FLUXO LUMINOSO	500 lumens
TEMPERATURA DE COR	3000K
POTÊNCIA	5W
MATERIAL	Ferro e acrílico



LINHA TOPÁZIO

◇ TROCA DE COR E DIMMER ◇




SL-0554/T1
Ref: 1251

FLUXO LUMINOSO	100 lumens
TEMPERATURA DE COR	6000K/3000K/4000K
POTÊNCIA	2W
MATERIAL	Acrílico



SL-0555/T1
Ref: 1252

FLUXO LUMINOSO	100 lumens
TEMPERATURA DE COR	6000K/3000K/4000K
POTÊNCIA	2W
MATERIAL	Acrílico



SL-0589/H1 ONIX
Ref: 1312

SL-0589/H1 COP
Ref: 1309

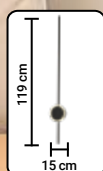
SL-0589/H1 GD
Ref: 1310

FLUXO LUMINOSO	500 lumens
TEMPERATURA DE COR	3000K
POTÊNCIA	5W
MATERIAL	Inox e acrílico



LINHA LED KATANA

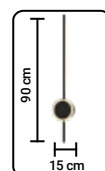
◇ ACENDIMENTO EM 3 FASES: 1 - BARRA, 2 - CIRCULO, 3 - BARRA E CIRCULO ◇



● SL-5910L/W2 BK
Ref:1088

● SL-5910L/W2 GD
Ref:1091

FLUXO LUMINOSO 3190 lumens
TEMPERATURA DE COR 3000K
POTÊNCIA máximo de 29W
MATERIAL Metal e acrílico

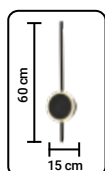


● SL-5910M/W2 BK
Ref:1087

● SL-5910M/W2 GD
Ref:1090

FLUXO LUMINOSO 2640 lumens
TEMPERATURA DE COR 3000K
POTÊNCIA máximo de 24W
MATERIAL Metal e acrílico

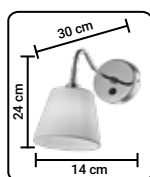
LINHA LED KATANA



-  SL-5910S/W2 BK
Ref:1086
-  SL-5910S/W2 GD
Ref:1089

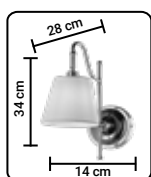
FLUXO LUMINOSO	1980 lumens
TEMPERATURA DE COR	3000K
POTÊNCIA	máximo de 18W
MATERIAL	Metal e acrílico





SL-5829/W1 GRAY
Ref: 0937

SL-5829/W1 WH
Ref: 0936



SL-5828/W1 GRAY
Ref: 0939

SL-5828/W1 WH
Ref: 0938

SOQUETE	E14
QUANTIDADE DE LÂMPADAS	1
MATERIAL	Linho e acetato

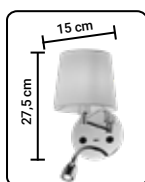
◇ ARANDELA COM INTERRUPTORE
ENTRADA USB ◇



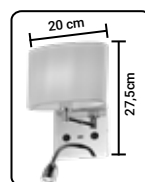
FLUXO LUMINOSO	210 lumens
TEMPERATURA DE COR	3000K
POTÊNCIA	3W



SOQUETE	E14
QUANTIDADE DE LÂMPADAS	1
MATERIAL	Metal, tecido e acetato



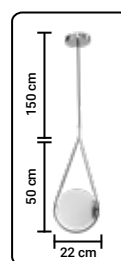
-  SL-5824/W1 GRAY
Ref: 0941
-  SL-5824/W1 WH
Ref: 0940



-  SL-5825/W1 GRAY
Ref: 0943
-  SL-5825/W1 WH
Ref: 0942



LINHA LA VILLE




SL-5864/H1 BK
Ref: 1027

SL-5864/H1 COP
Ref: 1026

SL-5864/H1 GOLD
Ref: 1025


SOQUETE	G9
QUANTIDADE DE LÂMPADAS	1
MATERIAL	Metal e vidro





SL-0588/H1 GD
Ref: 1254

FLUXO LUMINOSO	1000 lumens
TEMPERATURA DE COR	3000K
POTÊNCIA	6W
MATERIAL	Alumínio, Ferro e acrílico




SL-0588/W1 GD
Ref: 1255

FLUXO LUMINOSO	1000 lumens
TEMPERATURA DE COR	3000K
POTÊNCIA	6W
MATERIAL	Alumínio, Ferro e acrílico




◇ CRISTAIS CURVOS NO MODELO "PIÃO" QUE PROPORCIONAM MOVIMENTO ◇




SL-5616/C7
Ref: 0620

SOQUETE G9
QUANTIDADE DE LÂMPADAS 7
MATERIAL Metal e cristal




SL-5616/C5
Ref: 0621

SOQUETE G9
QUANTIDADE DE LÂMPADAS 5
MATERIAL Metal e cristal



SL-5616/C4
Ref: 0622

SOQUETE G9
QUANTIDADE DE LÂMPADAS 4
MATERIAL Metal e cristal




SL-5859/H6
Ref: 1102

SOQUETE E27
QUANTIDADE DE LÂMPADAS 6
MATERIAL Cristal e metal




LINHA VERSAILLES



- SL-5681L/H12 CHR
Ref: 1233
- SL-5681L/H12 TR
Ref: 0566
- SL-5681L/H12 CHP+GD
Ref: 1107

SOQUETE E14
 QUANTIDADE DE LÂMPADAS 12
 MATERIAL Metal e cristal



- SL-5681M/H8 CHR
Ref: 1232
- SL-5681M/H8 TR
Ref: 0777
- SL-5681M/H8 CHP+GD
Ref: 1108

SOQUETE E14
 QUANTIDADE DE LÂMPADAS 8
 MATERIAL Metal e cristal


LINHA VERSAILLES



LINHA DIAMOND

◇ USE APENAS LÂMPADA LED ◇






SL- 5691L/H17
Ref: 0788

SL- 5691L/H17 GD+CHP
Ref: 0983


SOQUETE G9
QUANTIDADE DE LÂMPADAS 17
MATERIAL Metal e cristal



SL- 5691M/H12
Ref: 0787

SL- 5691M/H12 GD+CHP
Ref: 0982

SOQUETE G9
QUANTIDADE DE LÂMPADAS 12
MATERIAL Metal e cristal




SL- 5691S/H9
Ref: 0786

SL- 5691S/H9 GD+CHP
Ref: 0981

SOQUETE G9
QUANTIDADE DE LÂMPADAS 9
MATERIAL Metal e cristal


LINHA AMSTERDÃ

◇ PODE SER MONTADO
TAMBÉM COMO PLAFON◇



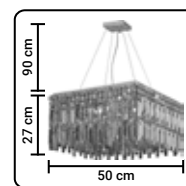
SL-5647/H1 TR
Ref: 0648

SOQUETE G9
QUANTIDADE DE LÂMPADAS 1
MATERIAL Metal e cristal



SL-5647/L5 TR
Ref: 0649

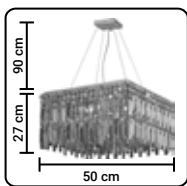
SOQUETE G9
QUANTIDADE DE LÂMPADAS 5
MATERIAL Metal e cristal



SL-5647/H8 TR
Ref: 0646

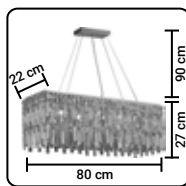
SOQUETE G9
QUANTIDADE DE LÂMPADAS 8
MATERIAL Metal e cristal

LINHA AMSTERDÃ




SL-5647/H8 CHP
Ref: 0651

SOQUETE G9
QUANTIDADE DE LÂMPADAS 8
MATERIAL Metal e cristal



SL-5647/L5 CHP
Ref: 0654

SOQUETE G9
QUANTIDADE DE LÂMPADAS 5
MATERIAL Metal e cristal




SL-5647/H1 CHP
Ref: 0653

SOQUETE G9
QUANTIDADE DE LÂMPADAS 1
MATERIAL Metal e cristal



LINHA BELL



SL-0583/H6 GD+CL
Ref: 1291

SL-0583/H6 GD+CHP
Ref: 1292

SL-0583/H6 CHR+CL
Ref: 1293

SOQUETE	E27
QUANTIDADE DE LÂMPADAS	6
MATERIAL	Metal e cristal



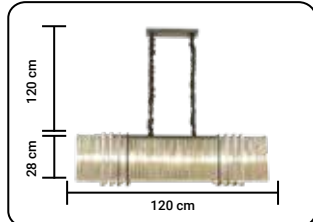
LINHA BELL



SL-0583/H8 GD+CL
Ref: 1288

SL-0583/H8 GD+CHP
Ref: 1289

SL-0583/H8 CHR+CL
Ref: 1290

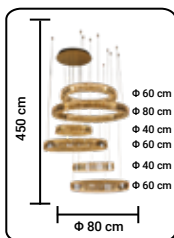


SOQUETE	E27
QUANTIDADE DE LÂMPADAS	8
MATERIAL	Metal e cristal



LINHA SINTONIA

◇ AJUSTE A INTENSIDADE DE SUA LUZ ◇




SL-0689/H6 GD + CHP
Ref: 1300

FLUXO LUMINOSO	18300 lumens
TEMPERATURA DE COR	3000K
POTÊNCIA	183W
MATERIAL	Ferro e Cristal



◇ AJUSTE A INTENSIDADE DE SUA LUZ ◇

LINHA SINTONIA



SL-0689/H6 CHR
Ref: 1301

FLUXO LUMINOSO	18300 lumens
TEMPERATURA DE COR	3000K
POTÊNCIA	183W
MATERIAL	Ferro e Cristal






SL-0579XL/H3-A CHR+CL
Ref: 1304

SL-0579XL/H3-A GD+CHP
Ref: 1305

FLUXO LUMINOSO	16800 lumens
TEMPERATURA DE COR	3000K
POTÊNCIA	168W
MATERIAL	Ferro e Cristal

◇ AJUSTE A INTENSIDADE DE SUA LUZ ◇

LINHA SINTONIA



SL-0579M/H3 CHR+CL
Ref: 1303

SL-0579M/H3 GD+CHP
Ref: 1302

FLUXO LUMINOSO 9700 lumens

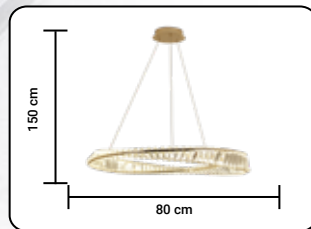
TEMPERATURA DE COR 3000K

POTÊNCIA 97 W

MATERIAL Ferro e Cristal



LINHA VOYAGER



SL-0581/H1-80 GD+CL
Ref: 1297

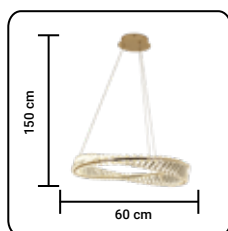
SL-0581/H1-80 GD+CHP
Ref: 1298

SL-0581/H1-80 CHR+CL
Ref: 1299

FLUXO LUMINOSO	4600 lumens
TEMPERATURA DE COR	3000K
POTÊNCIA	46W
MATERIAL	Metal e cristal



LINHA VOYAGER




SL-0581/H1-60 GD+CL
Ref: 1294

SL-0581/H1-60 GD+CHP
Ref: 1295

SL-0581/H1-60 CHR+CL
Ref: 1296

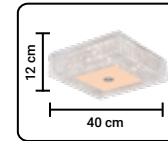
FLUXO LUMINOSO	3400 lumens
TEMPERATURA DE COR	3000K
POTÊNCIA	34W
MATERIAL	Metal e cristal





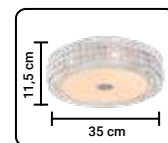
SL-94650/C6
Ref: 0575

SOQUETE	G9
QUANTIDADE DE LÂMPADAS	6
MATERIAL	Metal, aço e cristal



SL-94645/C6
Ref: 0576

SOQUETE	G9
QUANTIDADE DE LÂMPADAS	6
MATERIAL	Metal, aço e cristal




SL-94646/C5
Ref: 0577

SOQUETE	G9
QUANTIDADE DE LÂMPADAS	5
MATERIAL	Metal, aço e cristal

◇ CRISTAL PEROLIZADO E DE ALTO BRILHO ◇

LINHA ARCOS DE CRISTAL




SL-93779/C9 TR
Ref: 0578



SL-93779/C9 CHP
Ref: 0580

SOQUETE G9
QUANTIDADE DE LÂMPADAS 9
MATERIAL Metal e cristal



SL-93779/C7 TR
Ref: 0579




SL-93779/C7 CHP
Ref: 0581

SOQUETE G9
QUANTIDADE DE LÂMPADAS 7
MATERIAL Metal e cristal



LINHA PRESTIGE




SL-5822L/H28
Ref: 0946



SOQUETE E14
QUANTIDADE DE LÂMPADAS 28
MATERIAL Cristal e metal





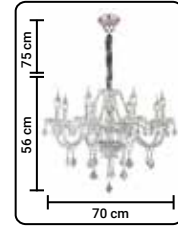
SL-6657XL/H28
Ref: 0553

SOQUETE E14
QUANTIDADE DE LÂMPADAS 28
MATERIAL Cristal e metal

LINHA CRISTAL VIENNA




LINHA MARIA THEREZA



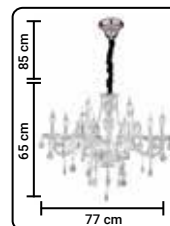
SL-9840/H8 TR
Ref: 0519

SOQUETE E14
QUANTIDADE DE LÂMPADAS 8
MATERIAL Metal, vidro e cristal




SL-9840/H5 TR
Ref: 0518

SOQUETE E14
QUANTIDADE DE LÂMPADAS 5
MATERIAL Metal, vidro e cristal



SL-9840/H12 TR
Ref: 0520

SOQUETE E14
 QUANTIDADE DE LÂMPADAS 12
 MATERIAL Metal, vidro e cristal

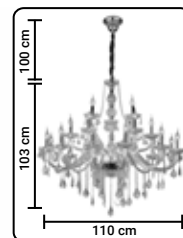


SL-9840/H15 TR
Ref: 0521

SOQUETE E14
 QUANTIDADE DE LÂMPADAS 15
 MATERIAL Metal, vidro e cristal



LINHA MARIA THERESA



SL-9840/H21 TR
Ref: 0524

SOQUETE E14
QUANTIDADE DE LÂMPADAS 21
MATERIAL Metal, vidro e cristal



SL-9840/W2 TR
Ref: 0522


SOQUETE E14
QUANTIDADE DE LÂMPADAS 2
MATERIAL Metal, vidro e cristal
MEDIDAS Ø35cm x 25cm



SL-9840/W1 TR
Ref: 0523

SOQUETE E14
QUANTIDADE DE LÂMPADAS 1
MATERIAL Metal, vidro e cristal
MEDIDAS Ø13cm x 25cm





SL-9840/H30 TR
Ref: 0525

SOQUETE E14
QUANTIDADE DE LÂMPADAS 30
MATERIAL Metal, vidro e cristal



CÚPULA



◇ CÚPULA DE ENCAIXE PARA LÂMPADA VELA ◇



SL-9840 CUPULA BC
Ref: 0867



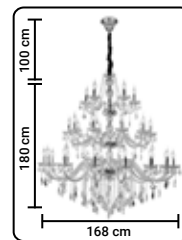
SL-9840 CUPULA CR
Ref: 0868



SL-9840 CUPULA PT
Ref: 0869




LINHA MARIA THERESA




SL-9840/H50 TR
Ref: 0526

SOQUETE	E14
QUANTIDADE DE LÂMPADAS	50
MATERIAL	Metal, vidro e cristal



SL-9840/H8 CHP
Ref: 0528

SOQUETE E14
QUANTIDADE DE LÂMPADAS 8
MATERIAL Metal, vidro e cristal



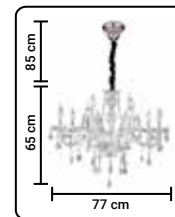
SL-9840/H5 CHP
Ref: 0527

SOQUETE E14
QUANTIDADE DE LÂMPADAS 5
MATERIAL Metal, vidro e cristal

LINHA MARIA TEREZA

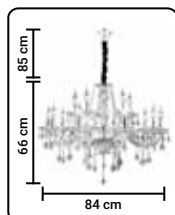


LINHA MARIA THEREZA



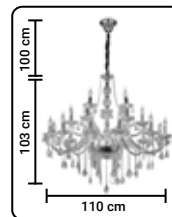
SL-9840/H12 CHP
Ref: 0529

SOQUETE	E14
QUANTIDADE DE LÂMPADAS	12
MATERIAL	Metal, vidro e cristal



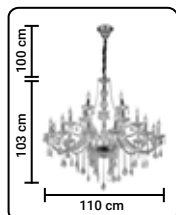
SL-9840/H15 CHP
Ref: 0530

SOQUETE	E14
QUANTIDADE DE LÂMPADAS	15
MATERIAL	Metal, vidro e cristal



SL-9840 H21 CHP
Ref: 0531

SOQUETE	E14
QUANTIDADE DE LÂMPADAS	21
MATERIAL	Metal, vidro e cristal



SL-9840/H21 CHP + DOURADO
Ref: 0532

SOQUETE	E14
QUANTIDADE DE LÂMPADAS	21
MATERIAL	Metal, vidro e cristal



SL-9840/W2 CHP
Ref: 0533

SOQUETE	E14
QUANTIDADE DE LÂMPADAS	2
MATERIAL	Metal, vidro e cristal
MEDIDAS	Ø35cm x 25cm

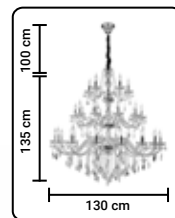


SL-9840/W1 CHP
Ref: 0534

SOQUETE	E14
QUANTIDADE DE LÂMPADAS	1
MATERIAL	Metal, vidro e cristal
MEDIDAS	Ø13cm x 25cm

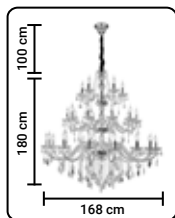


LINHA MARIA THERESA



SL-9840/H30 CHP
Ref: 0535

SOQUETE	E14
QUANTIDADE DE LÂMPADAS	30
MATERIAL	Metal, vidro e cristal



SL-9840/H50 CHP
Ref: 0809


SOQUETE E14
QUANTIDADE DE LÂMPADAS 50
MATERIAL Metal, vidro e cristal



LINHA MARIA THEREZA



LINHA MARIA THEREZA




SL-9840/H30 CHP + DR
Ref: 0870



SOQUETE E14
QUANTIDADE DE LÂMPADAS 30
MATERIAL Cristal, metal e vidro






SL-9840/H50 CHP + DR
Ref: 0871

SOQUETE E14
QUANTIDADE DE LÂMPADAS 50
MATERIAL Cristal, metal e vidro

LINHA MARIA TEREZA




LINHA VALENTINA



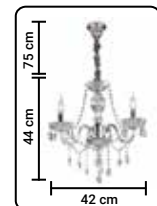
SL-5834/H8 CLEAR
Ref: 0962

SOQUETE E14
QUANTIDADE DE LÂMPADAS 8
MATERIAL Metal, vidro e cristal



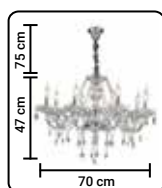
SL-5834/H5 CLEAR
Ref: 0959

SOQUETE E14
QUANTIDADE DE LÂMPADAS 5
MATERIAL Metal, vidro e cristal




SL-5834/H3 CLEAR
Ref: 0956

SOQUETE E14
QUANTIDADE DE LÂMPADAS 3
MATERIAL Metal, vidro e cristal



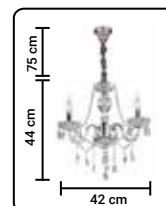
SL-5834/H8 CHP
Ref: 0963

SOQUETE E14
QUANTIDADE DE LÂMPADAS 8
MATERIAL Metal, vidro e cristal



SL-5834/H5 CHP
Ref: 0960

SOQUETE E14
QUANTIDADE DE LÂMPADAS 5
MATERIAL Metal, vidro e cristal



SL-5834/H3 CHP
Ref: 0957

SOQUETE E14
QUANTIDADE DE LÂMPADAS 3
MATERIAL Metal, vidro e cristal

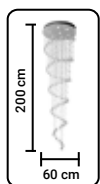


LINHA LED SPIRALE



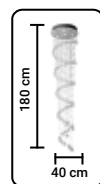
SL-6658/C9
Ref: 0629

SOQUETE GU10
QUANTIDADE DE LÂMPADAS 9
MATERIAL Metal e cristal



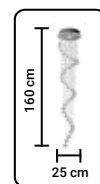
SL-6652/C7
Ref: 0628

SOQUETE GU10
QUANTIDADE DE LÂMPADAS 7
MATERIAL Metal e cristal



SL-6652/C4
Ref: 0627

SOQUETE GU10
QUANTIDADE DE LÂMPADAS 4
MATERIAL Metal, aço e cristal



SL-6652/C1
Ref: 0626

SOQUETE GU10
QUANTIDADE DE LÂMPADAS 1
MATERIAL Metal, aço e cristal

CORRENTE 1 METRO

Corrente com mosquetão



CORRENTE CROMADA 4MM 1 METRO
Ref:0001

CORRENTE CROMADA 6MM 1 METRO
Ref:0003

CORRENTE CROMADA 8MM 1 METRO
Ref:0005



CORRENTE DOURADA 4MM 1 METRO
Ref:0007

CORRENTE DOURADA 6MM 1 METRO
Ref:0009

CORRENTE DOURADA 8MM 1 METRO
Ref:0011

CORRENTE 2 METROS

Corrente com mosquetão



CORRENTE CROMADA 4MM 2 METROS
Ref:0002

CORRENTE CROMADA 6MM 2 METROS
Ref:0004

CORRENTE CROMADA 8MM 2 METROS
Ref:0006



CORRENTE DOURADA 4MM 2 METROS
Ref:0008

CORRENTE DOURADA 6MM 2 METROS
Ref:0010

CORRENTE DOURADA 8MM 2 METROS
Ref:0012

LINHA PLAFON

Nossa linha de plafons conta com a tecnologia de mudança de temperatura de cor, onde você pode escolher entre 3000K, 4000K e 6000K.

Permitindo que você opte pela iluminação mais adequada a sua decoração e a cada atividade do dia.




Este produto pode ser dimerizado com a instalação de Kit Dimer Hevvy (driver+controle).

*Kit vendido separadamente.

INFORMAÇÕES TÉCNICAS DA LINHA DE PLAFONS:

ÂNGULO DE ABERTURA	180°
IRC	>80
TENSÃO	85-265V
FREQUÊNCIA	50/60Hz
FATOR DE POTÊNCIA	>0,5

VIDA ÚTIL	20.000 Horas
GRAU DE PROTEÇÃO	IP20
TEMP. DE OPERAÇÃO	-10 até 60°C
EFICIÊNCIA LUMINOSA	80lm/W
MATERIAL	Policarbonato e aço/madeira

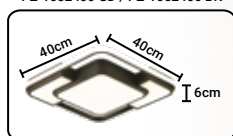


PZ-1052/400 GD
Ref: 1336



PZ-1052/400 BK
Ref: 1337

PZ-1052400 GD / PZ-1052400 BK



FLUXO LUMINOSO	4320 lumens		
TEMPERATURA DE COR	3000K	4000K	6000K
POTÊNCIA	54W	108W	54W
CORRENTE ELÉTRICA	620mA		

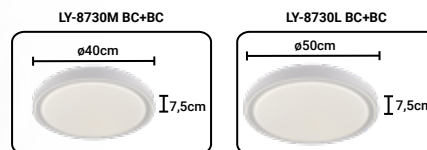


PLAFON LED SNOW




LY-8730L BC+BC
Ref: 1176


LY-8730M BC+BC
Ref: 1175



FLUXO LUMINOSO	1920 lumens			3840 lumens		
TEMPERATURA DE COR	3000K	4000K	6000K	3000K	4000K	6000K
POTÊNCIA	24W	48W	24W	48W	96W	48W
CORRENTE ELÉTRICA	310mA			620mA		

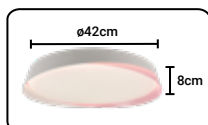


LY-8788M BC+AZ
Ref: 1156



LY-8788M BC+RS
Ref: 1155

LY-8788M BC+AZ / LY-8788M BC+RS



FLUXO LUMINOSO	1920 lumens		
TEMPERATURA DE COR	3000K	4000K	6000K
POTÊNCIA	24W	48W	24W
CORRENTE ELÉTRICA	310mA		



PLAFON LED VONTAE

LY-8809BL PT
Ref: 1150

LY-8809BM PT
Ref: 1147

LY-8809BL BC
Ref: 1152

LY-8809BM BC
Ref: 1149

LY-8809BL CAFÉ
Ref: 1151

LY-8809BM CAFÉ
Ref: 1148

LY-8809BM BC / LY-8809BM PT
LY-8809BM CAFÉ

LY-8809BL BC / LY-8809BL PT
LY-8809BL CAFÉ

FLUXO LUMINOSO	3840 lumens			4800 lumens		
TEMPERATURA DE COR	3000K	4000K	6000K	3000K	4000K	6000K
POTÊNCIA	48W	96W	48W	60W	120W	60W
CORRENTE ELÉTRICA	620mA			780mA		



PLAFON LED DEVON

Com acendimento



interno



ou ambos



externo



LY-8763L PT+PT
Ref: 1311



LY-8763L DR
Ref: 1158

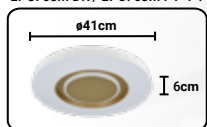


LY-8763M PT+PT
Ref: 1306



LY-8763M DR
Ref: 1157

LY-8763M DR / LY-8763M PT+PT



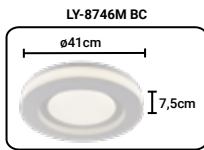
LY-8763L DR



FLUXO LUMINOSO	1920 lumens			3840 lumens		
TEMPERATURA DE COR	3000K	4000K	6000K	3000K	4000K	6000K
POTÊNCIA	24W	48W	24W	48W	96W	48W
CORRENTE ELÉTRICA	310mA			620mA		



PLAFON LED SÓCHI

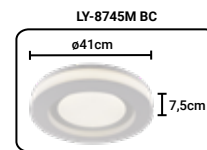


FLUXO LUMINOSO	1920 lumens		
TEMPERATURA DE COR	3000K	4000K	6000K
POTÊNCIA	24W	48W	24W
CORRENTE ELÉTRICA	310mA		

LY-8746M BC
Ref: 1169



LY-8745M BC
Ref: 1170



FLUXO LUMINOSO	1920 lumens		
TEMPERATURA DE COR	3000K	4000K	6000K
POTÊNCIA	24W	48W	24W
CORRENTE ELÉTRICA	310mA		

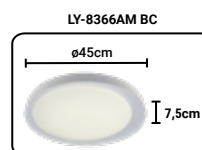
PLAFON LED MOSCOU



PLAFON LED PALMER



LY-8366AM BC
Ref: 1177



FLUXO LUMINOSO	1920 lumens		
TEMPERATURA DE COR	3000K	4000K	6000K
POTÊNCIA	24W	48W	24W
CORRENTE ELÉTRICA	310mA		



APP "ILink"



Bluetooth



Despertador



Controle de Acendimento



COM ALTO FALANTE INCLUSO

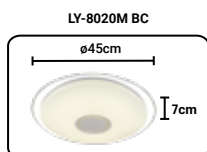
TOQUE SUAS MUSICAS FAVORITAS!



PLAFON LED VOX



LY-8020M BC
Ref: 1182



FLUXO LUMINOSO	2400 lumens		
TEMPERATURA DE COR	2700K a 6500K		
POTÊNCIA	30W		
CORRENTE ELÉTRICA	390mA		



PLAFON LED RET



PZ-1070/230 BK
Ref: 1328



PZ-1070/230 WH
Ref: 1329

PZ-1070/230 BK / PZ-1070/230 WH



FLUXO LUMINOSO	720 lumens		
TEMPERATURA DE COR	3000K	4000K	6000K
POTÊNCIA	9W	18W	9W
CORRENTE ELÉTRICA	310mA		

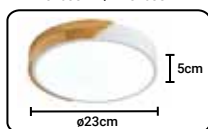


LY-8168S WH
Ref: 1315



LY-8168S BK
Ref: 1316


LY-8168S BK / LY-8168S WH




FLUXO LUMINOSO	1440 lumens		
TEMPERATURA DE COR	3000K	4000K	6000K
POTÊNCIA	18W	36W	18W
CORRENTE ELÉTRICA	310mA		




PLAFON LED WOOD



LY-8169M BK
Ref: 1324



LY-8169M BLUE
Ref: 1321




LY-8169M GREEN
Ref: 1320



LY-8169M GREY
Ref: 1323



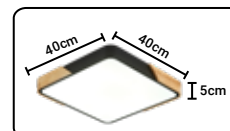
LY-8169M PINK
Ref: 1322



LY-8169M WH
Ref: 1325



LY-8169M BK / LY-8169M BLUE
LY-8169M GREEN / LY-8169M GRAY
LY-8169M PINK / LY-8169M WH



FLUXO LUMINOSO	3840 lumens		
TEMPERATURA DE COR	3000K	4000K	6000K
POTÊNCIA	48W	96W	48W
CORRENTE ELÉTRICA	310mA		



LY-8169S GREY
Ref: 1317



LY-8169L BK
Ref: 1326



LY-8169S BK
Ref: 1318

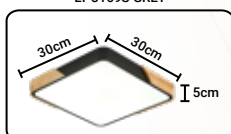


LY-8169L WH
Ref: 1327

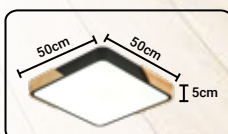


LY-8169S WH
Ref: 1319

LY-8169S WH / LY-8169S BK
LY-8169S GREY



LY-8169L WH / LY-8169L BK



FLUXO LUMINOSO	2400 lumens			4800 lumens		
TEMPERATURA DE COR	3000K	4000K	6000K	3000K	4000K	6000K
POTÊNCIA	30W	60W	30W	60W	120W	60W
CORRENTE ELÉTRICA	310mA			620mA		



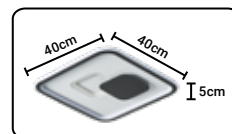
PLAFON LED SLIN



PZ-1138/400F WH
Ref: 1334

PZ-1138/400F BK
Ref: 1335

PZ-1138/400F WH / PZ-1138/400F BK



FLUXO LUMINOSO	4800 lumens		
TEMPERATURA DE COR	3000K	4000K	6000K
POTÊNCIA	60W	120W	60W
CORRENTE ELÉTRICA	620mA		



PZ-1058/300Y WH
Ref: 1330



PZ-1058/400Y WH
Ref: 1331



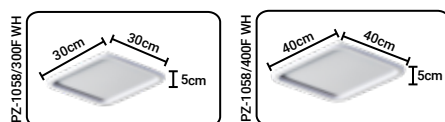
FLUXO LUMINOSO	2880 lumens			3840 lumens		
TEMPERATURA DE COR	3000K	4000K	6000K	3000K	4000K	6000K
POTÊNCIA	36W	72W	36W	48W	96W	48W
CORRENTE ELÉTRICA	310mA			620mA		



PZ-1058/300F WH
Ref: 1332



PZ-1058/400F WH
Ref: 1333



FLUXO LUMINOSO	3600 lumens			4800 lumens		
TEMPERATURA DE COR	3000K	4000K	6000K	3000K	4000K	6000K
POTÊNCIA	45W	90W	45W	60W	120W	60W
CORRENTE ELÉTRICA	310mA			620mA		



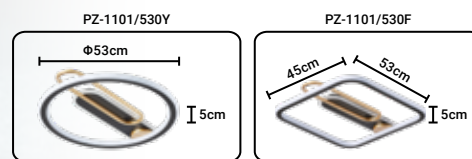
PLAFON LED LISBOA



PZ-1101/530Y
Ref: 1313

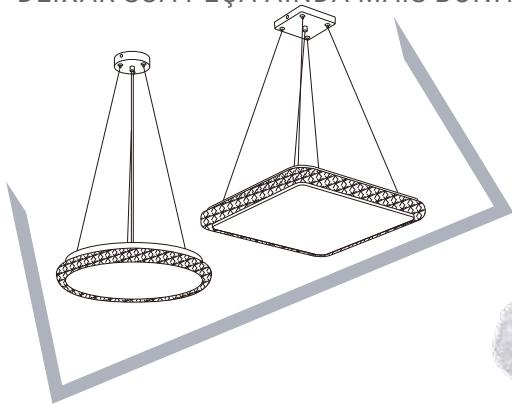


PZ-1101/530F
Ref: 1314



	PZ-1101/530Y			PZ-1101/530F		
FLUXO LUMINOSO	4400 lumens			5200 lumens		
TEMPERATURA DE COR	3000K	4000K	6000K	3000K	4000K	6000K
POTÊNCIA	55W	110W	55W	65W	130W	65W
CORRENTE ELÉTRICA	620mA			620mA		

◇ ADQUIRA NOSSO KIT CANOPLA PARA
DEIXAR SUA PEÇA AINDA MAIS BONITA ◇



LY-8207BM BC
Ref: 1179



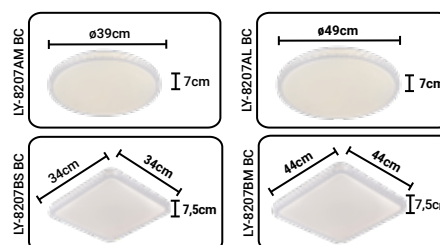
LY-8207BS BC
Ref: 1178



LY-8207AM BC
Ref: 1180



LY-8207AL BC
Ref: 1181



FLUXO LUMINOSO	1920 lumens			3840 lumens		
TEMPERATURA DE COR	3000K	4000K	6000K	3000K	4000K	6000K
POTÊNCIA	24W	48W	24W	48W	96W	48W
CORRENTE ELÉTRICA	310mA			620mA		

PLAFON LED FIANN

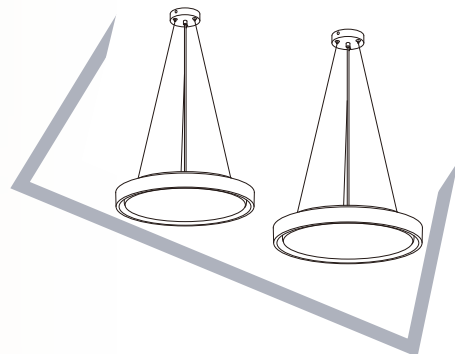


PLAFON LED MONTANA

◇ ADQUIRA NOSSO KIT CANOPLA PARA DEIXAR SUA PEÇA AINDA MAIS BONITA ◇



LY-8762L BC+BC
Ref: 1164



LY-8762M BC+BC
Ref: 1161



LY-8762L BC+DR (cobre)
Ref: 1163



LY-8762M BC+DR (cobre)
Ref: 1160



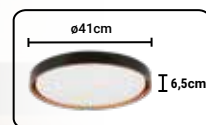
LY-8762L PT+DR (cobre)
Ref: 1162



LY-8762M PT+DR (cobre)
Ref: 1159



LY-8762M BC+BC / LY-8762M BC+DR
LY-8762M PT+DR



LY-8762L BC+BC / LY-8762L BC+DR
LY-8762L PT+DR



FLUXO LUMINOSO	1920 lumens			3840 lumens		
TEMPERATURA DE COR	3000K	4000K	6000K	3000K	4000K	6000K
POTÊNCIA	24W	48W	24W	48W	96W	48W
CORRENTE ELÉTRICA	310mA			620mA		



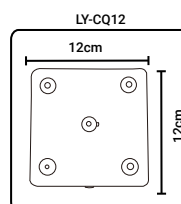
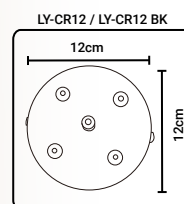
KIT CANOPLAS



LY-CQ12
Ref: T084

LY-CR12 BK
Ref: T086

LY-CR12
Ref: T082




MATERIAL

Aço






LINHA LÂMPADAS



C35 Clear Glass
Ref: L016

FLUXO LUMINOSO	400 lumens
TEMPERATURA DE COR	2400K
POTÊNCIA	4W
BASE	E14



C35 Vela Clear Glass
Ref: L017

FLUXO LUMINOSO	400 lumens
TEMPERATURA DE COR	2400K
POTÊNCIA	4W
BASE	E14



A60 Clear Glass
Ref: L018

FLUXO LUMINOSO	400 lumens
TEMPERATURA DE COR	2400K
POTÊNCIA	4W
BASE	E27



G45 Clear Glass
Ref: L019


FLUXO LUMINOSO	400 lumens
TEMPERATURA DE COR	2400K
POTÊNCIA	4W
BASE	E27

GLASS FILAMENT



G125
Ref: L007

FLUXO LUMINOSO	400 lumens
TEMPERATURA DE COR	2200K
POTÊNCIA	4W
BASE	E27



C45
Ref: L010

FLUXO LUMINOSO	400 lumens
TEMPERATURA DE COR	2200K
POTÊNCIA	4W
BASE	E14



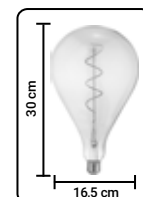
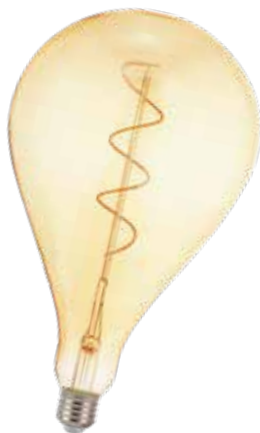
ST64
Ref: L005

FLUXO LUMINOSO	400 lumens
TEMPERATURA DE COR	2200K
POTÊNCIA	4W
BASE	E27




G95
Ref: L006

FLUXO LUMINOSO	400 lumens
TEMPERATURA DE COR	2200K
POTÊNCIA	4W
BASE	E27



A165S GOLD
Ref: L008

FLUXO LUMINOSO	400 lumens
TEMPERATURA DE COR	2200K
POTÊNCIA	4W
BASE	E27



C35
Ref: L002

FLUXO LUMINOSO	400 lumens
TEMPERATURA DE COR	2200K
POTÊNCIA	4W
BASE	E14

GLASS FILAMENT



G45
Ref: L003

FLUXO LUMINOSO	400 lumens
TEMPERATURA DE COR	2200K
POTÊNCIA	4W
BASE	E27



A60
Ref: L004

FLUXO LUMINOSO	400 lumens
TEMPERATURA DE COR	2200K
POTÊNCIA	4W
BASE	E27



C35 Vela
Ref: L001

FLUXO LUMINOSO	400 lumens
TEMPERATURA DE COR	2200K
POTÊNCIA	4W
BASE	E14



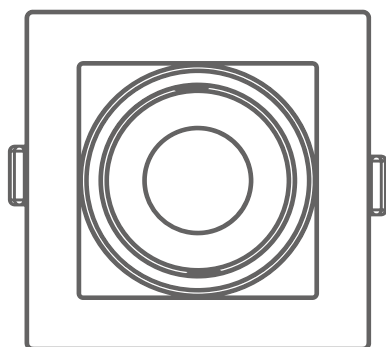
E27 REF: S0001
Ref:S0001



GU10
Ref:S0002

SOQUETES

SPOTS



IRC >70
TENSÃO 100-240V
FREQUÊNCIA 50/60Hz

FATOR DE POTÊNCIA >0,5
VIDA ÚTIL 25.000 Horas
TEMP. DE OPERAÇÃO -20 até 60°C

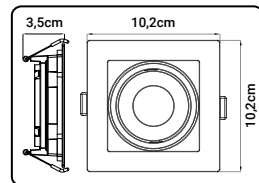
**INFORMAÇÕES
TÉCNICAS:**



BR-130 MR11 BC
Ref: T079

BR-130 MR11 PT
Ref: T080

SOQUETE	GU10
LÂMPADA	MR11 até 40W
MATERIAL	Alumínio e ABS



SOQUETE	GU10
LÂMPADA	MR16 até 40W
MATERIAL	Alumínio e ABS



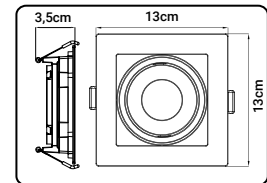
BR-131 MR16 BC
Ref: T058

BR-131 MR16 PT
Ref: T059



BR-132 AR70 PT
Ref: T061

BR-132 AR70 BC
Ref: T060



SOQUETE	GU10
LÂMPADA	AR70 até 40W
MATERIAL	Alumínio e ABS



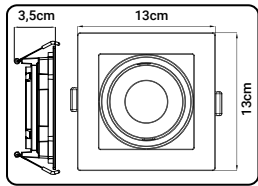
MÓDULO DE CONEXÃO

Some mais módulos ao projeto usando nossos conectores.

BR-0001
Ref: T070

ITEM REFERENTE AOS
SPOTS NACIONAIS

SPOT DE EMBUTIRAR MODULAR



SOQUETE E27
LÂMPADA PAR20 até 40W
MATERIAL Alumínio e ABS

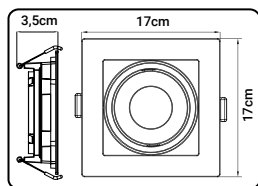


BR-133 PAR20 PT
 Ref: T063

BR-133 PAR20 BC
 Ref: T062

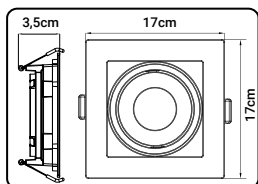


BR-134 PAR30 BC
 Ref: T064



SOQUETE E27
LÂMPADA PAR30 até 40W
MATERIAL Alumínio e ABS

BR-134 PAR30 PT
 Ref: T065




SOQUETE GU10
LÂMPADA AR111 até 40W
MATERIAL Alumínio e ABS




BR-135 AR111 PT
 Ref: T067


BR-135 AR111 BC
 Ref: T066



ACESSE NOSSO SITE



Escaneie o QR Code
e saiba mais sobre os
nossos produtos.



Siga as nossas redes sociais:



/hevyiluminacao/



@hevyiluminacao